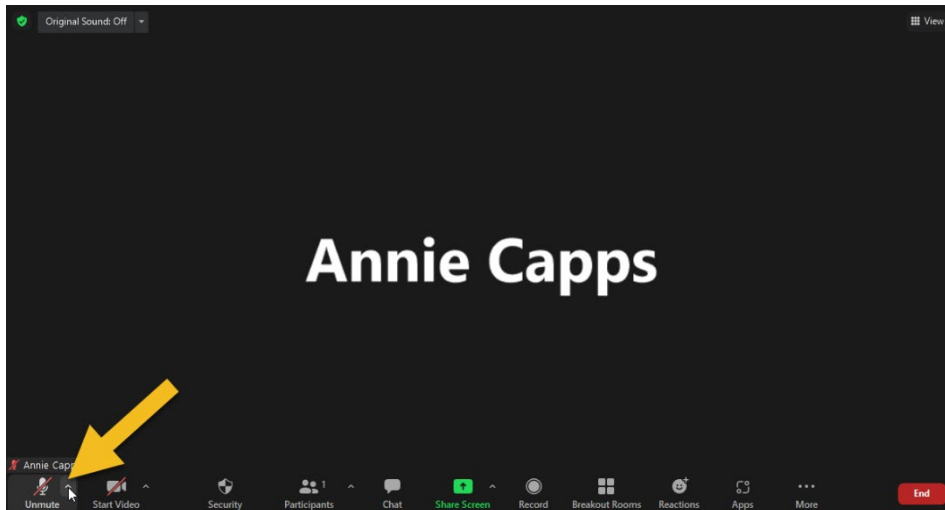


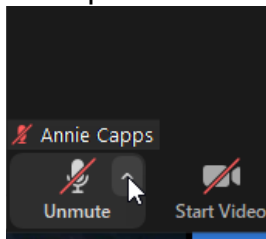
Sound Settings in Zoom

First things first, please update Zoom on your computer.

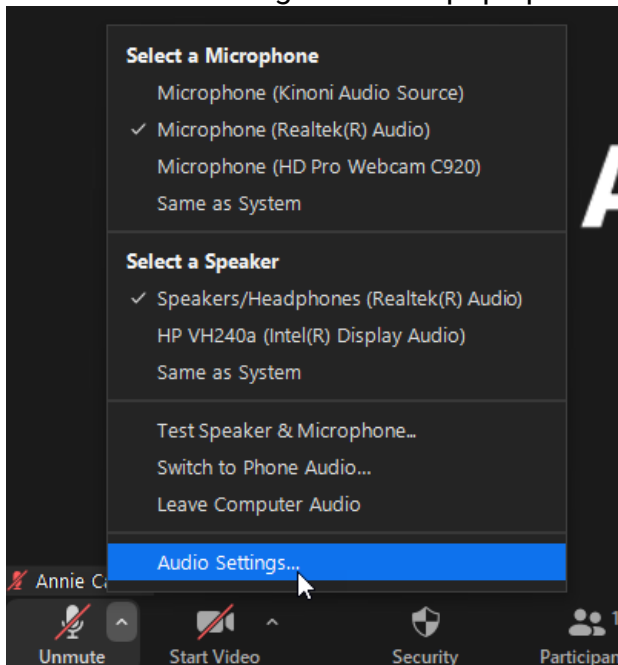
<https://support.zoom.us/hc/en-us/articles/201362233-Upgrade-update-to-the-latest-version>



From the Zoom window, open your **Audio Settings** by clicking on the little up arrow next to your microphone icon in the lower left corner of the zoom window.

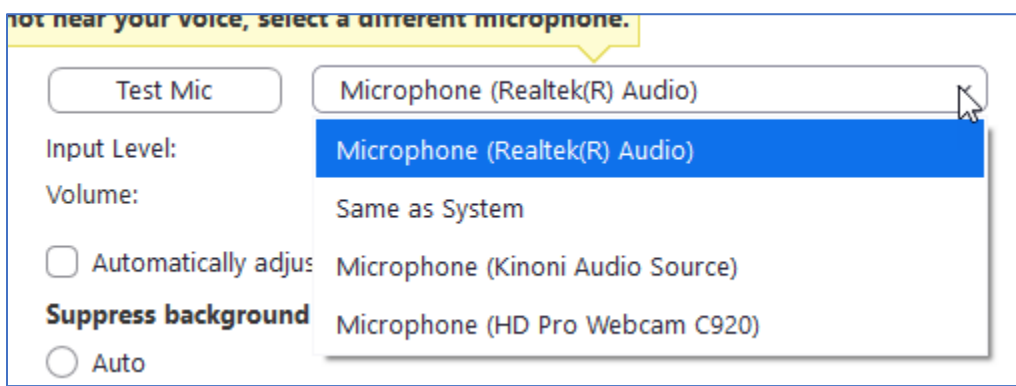
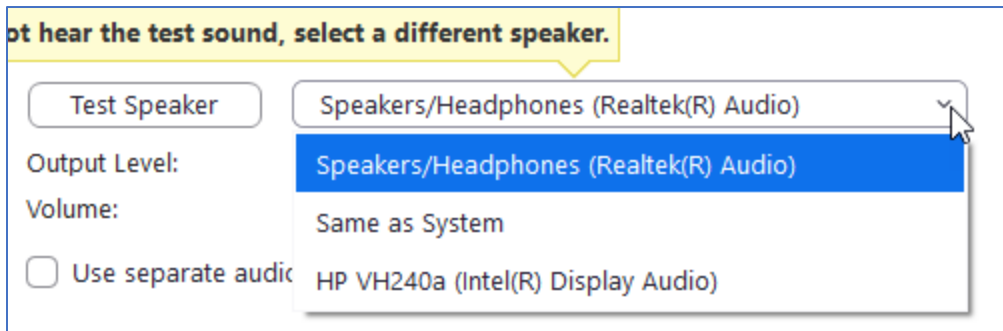


Select Audio Settings from the pop up menu (it'll be at the bottom)

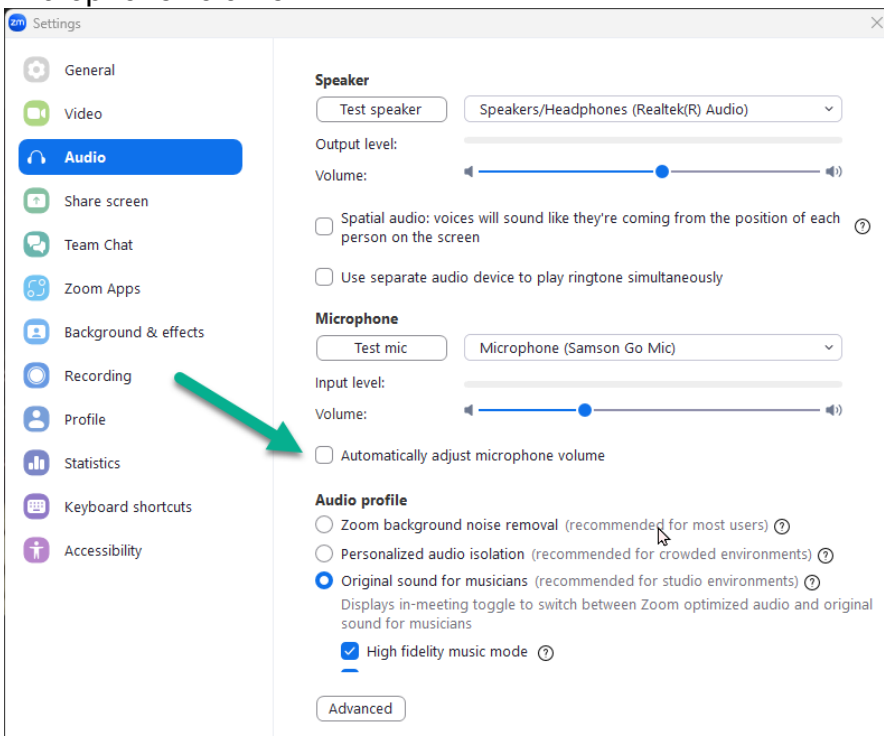


In the Audio settings window, make sure you've selected the correct Speaker and Microphone. If you're using an interface, the volume will be controlled by the interface. If you're just using a USB microphone, you'll be adjusting your volumes here.

You'll need to understand this part for your sound check.



Under your Microphone volume, make sure to **UNCHECK** the box next to Automatically adjust microphone volume.



This is what your audio settings should look like.

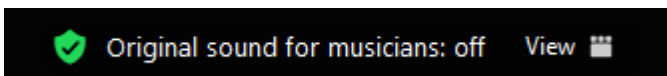
Audio profile

- Zoom background noise removal (recommended for most users) ?
- Personalized audio isolation (recommended for crowded environments) ?
- Original sound for musicians (recommended for studio environments) ?
Displays in-meeting toggle to switch between Zoom optimized audio and original sound for musicians
 - High fidelity music mode ?
 - Echo cancellation ?
 - Stereo audio ?
- Live performance audio **BETA** (recommended for multiple instruments or ... ?)

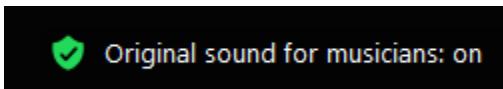
IMPORTANT NOTE: If you are using headphones, you probably don't need Echo cancellation and unchecking it might provide for slightly better sound.

Stereo audio is nice but can put a strain on your bandwidth so if you are using wifi, absolutely DO NOT check this box. Though we STRONGLY suggest you connect via ethernet.

Once you've double-checked these settings, close the settings window. And you should see in the upper right corner a button that says **Original sound for musicians: off**



Click once to turn it on.



If you are using your phone or tablet... (not recommended) the instructions on using original sound vary with your device. Please do your homework and search "How to turn on Original Sound in Zoom [your device]"

This video is bookmarked where the Phone devices are explained.

<https://youtu.be/1P8W7RqWb5o?si=Q2ClGvMDfFt5gsMz&t=105>

(NOTE: He neglects a couple things in the Windows explanation so ignore that).